

INSTRUCTIONS



INSTALLATION / OPERATION / CARE / MAINTENANCE / SAFETY ADVICE

BARS SAFETY COVER WOOD SECURIT PLUS



FLUIDRA

NF P 90-308 compliant manufacturing
Read carefully and keep for future reference

FLUIDRA INDUSTRY FRANCE
105 Rue Henry Potez
66000 Perpignan - FRANCE
Tel : 04.68.61.75.30

Series number

Revision index : D-08-2021

INFORMATION 3

DELIVERY/UNLOADING..... 3

NECESSARY TOOLS 4

ITEMS RECEIVED..... 4

INSTALLATION..... 5

OPERATION..... 8

WARRANTY 10

SAFETY 11

USE AND MAINTENANCE..... 12

CERTIFICATE OF COMPLIANCE..... 13

SAFETY ADVICE..... 16

**All of the photos may differ from the actual product*


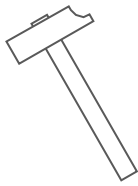
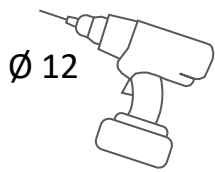
- When the safety cover is open and fastened, it should prevent children under the age of 5 entering the pool.
- Pool covers are not intended to replace the supervision of parents and/or adults who are responsible for young children, which is ultimately the essential factor for protecting them.
- This cover complies with the NF P 90-308 standard. It is the responsibility of the installer to install it in accordance with this standard.
- This instruction manual is for the use of the installer and must be given to the owner of the pool after installation.
- Période d'utilisation : toutes saisons (dépendant de la situation géographique de la piscine)
- Period of use: all times of year (depending on the geographical location of the pool).
- Average opening and closing time (8m x 4m pool): 3 to 5 minutes
- Average opening and Opening time(8m x 4m pool) : 5 to 10 minutes
- This cover has been manufactured following accurate measurements taken and included on the purchase order delivered by Fluidra to the installer or retailer.
- It is the responsibility of the installer or retailer:
 - To provide an accurate plan of the pool to include measurements of the length and width.
 - To indicate clearly any individual shape (overflow, edges) and to provide a template so that the cover fits the pool perfectly.

UNLOADING

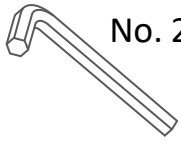


- Two persons and/or a handling machine are needed to ensure that the equipment is safely unloaded.
- It is highly advisable to check the package in the presence of the installer/retailer and if necessary to note any concerns on the delivery note, making sure to indicate specific details (for example: scratches on slats, etc.).
- We cannot be held responsible for any losses or damage caused during transport. Our goods are sold ex works Fluidra Industry, France.

NECESSARY TOOLS



ITEMS RECEIVED



No. 2 Allen key



1 winding wheel
(or 2 winding wheels for
pools larger than 4 x 9m)

Bungees and stainless steel hooks



Ratchet tighteners

1 Cover



Installation / use instructions




Center the still rolled cover on the opposite width of the block or ladder cutout if existing.



Unwind the cover with the help of the pull rope.




Once the blanket is fully unrolled, position the block in the cutout.



Screw the hooks (40 cm under the coping) in the alignment of the straps of the two widths, then hook the ratchets and make a pre-tension of the straps.



On the block side, tighten the ratchets so that the cover is in contact with the block.



Adjust the tension of the cover with the ratchets on the opposite side of the block.



Fasten the hooks as low as possible, and tension the side straps of the cover.



Place the stainless steel hooks in front of the eyelets at 40 cm under the coping. Put the bungee cords in the eyelets and fix them to the hooks.



IMPORTANT :

It is not necessary to use the bungee cords lengthwise, the tension of the side straps is enough to guarantee the safety of your pool.

ROLLING

Loosen all of the straps by pulling on the trigger of the ratchets and fully unblocking them.



Make sure that the unwinding strap is in line with the cover.
For pools larger than 4 x 9 m, use the 2 winding wheels provided.

UNROLLING

Unroll the cover using the pull rope.



**ALWAYS KEEP THE POOL IN SIGHT DURING OPENING
AND CLOSING OPERATIONS**

There is a 3-year warranty on the cover.

- The warranty for a faulty product will be accepted after the defects have been checked by returning it to our worksite or having it checked on-site by the engineer or dealer entrusted with its installation, who will submit a report to FLUIDRA's technical service.
- The costs of removal, refitting and shipping are not covered by the warranty (supply of water, chemical products, cost of damages and interest, and any penalty claims).
- The warranty does not cover damage during shipping, as the end customer must report any reservations or reject items in damaged packaging on delivery. However, in its endeavor to improve its services FLUIDRA INDUSTRY FRANCE appreciates its customers reporting any incidents that occur during shipping.
- The warranty does not cover misuse (mishandling the cover, for example), negligence or failure of the purchaser or sub-purchaser to carry out maintenance work. Damage or faults due to accidental events, poor storage and/or maintenance conditions will not entitle the purchaser or sub-purchaser to the warranty extended by FLUIDRA INDUSTRY FRANCE.
- The warranty will not be enforceable in the event of malfunctions and/or deterioration due to an issue not related to FLUIDRA INDUSTRY FRANCE, such as, by way of example only, not following instructions on water specifications or levels. This warranty will likewise not cover defects in the event of a repair or service work by third parties on the products, or in the case of a misjudgment by the purchaser on requirements should modifications be made to the products.
- The assembly and fitting of products are the sole responsibility of the purchaser, who undertakes to follow the instructions on assembly and use provided with the products. Therefore, the warranty does not cover defects resulting from the assembly and/or fitting of the product, in addition to failure to follow the instructions on assembly and use.
- This warranty does not cover wear, tear or holes if a claim is submitted after the use – even if partial – of the product. Any damage caused by hail or storms or due to the misuse of the cover is likewise not protected by the warranty. This warranty excludes the corrosion and deterioration of materials caused by the use of a salt chlorinator or any other device that causes an electro-chemical or electro-physical reaction, which as a general rule speeds up the corrosion of metal.
- The warranty does not cover the effects of lightening, the misuse of the materials, or damaged or worn materials.
- For the term of the warranty, please see the general terms and conditions of sale of FLUIDRA INDUSTRY FRANCE.

THIS COVER HAS BEEN MANUFACTURED IN COMPLIANCE WITH STANDARD NF P 90-308

Please note that safety is only guaranteed if a cover has been properly installed according to the manufacturer's instructions.

Climbing, walking or jumping on the cover is not allowed.

Check that there are no bathers or foreign bodies in the pool before and while putting the cover in place.

The cover should only be handled by a responsible adult.

The mandatory conditions that must be followed so that the cover is compliant with safety standards are as follows:

1. WOOD SECURIT PLUS covers are made to fit the outer measurements of the coping. The pool must be at least 50 cm above the ground.
2. The covers must be attached all around their edges, with no obstacles or ornaments preventing this.
3. Pools must not have decking at several levels.
4. Pools must not have an overflow channel around part of or the entire pool shell.
5. The covers come with a device for draining off rainwater. The end user is responsible for ensuring that this device is working.
6. The covers must not undergo any modifications not approved by Fluidra Industry France, both in terms of sizes and fastenings. Fastening accessories must only be replaced with materials approved as standard by Fluidra France.

USE

- Over winter, the end user must regularly check the state of repair of the fastenings and, if necessary, retighten them (particularly for models with straps).
- In areas prone to snowfall, the end user should not lower the water level with the intention of keeping the cover fastened. In such a case, the cover will lie on the surface of the water.
- In the event of snowfall, the snow should be removed to avoid overload that risks bending the rods.
- All drainage outlets for rainwater should be clear of leaves and other foreign bodies.
- The water levels set by the manufacturer must be observed. For reasons of safety and service life, it is vital to ensure that the water level in the pool shell is always at the right height for use, namely, at 2/3 of the skimmers, all year round.

MAINTENANCE

- The cover must be cleaned by the end user at least four times a year using a non-abrasive sponge and a mild detergent, likewise non-abrasive and, in particular, free of solvent.
- In times of heavy rain, the end user should take care to remove any dirt that builds up on the drainage outlets.
- In the event of snowfall, the snow should be removed to avoid overload that risks bending the rods.
- The end user must check that the cover is properly assembled and in a good state of repair at least once every three months.
- The shock cord assembly must also undergo an inspection every time the cover is placed on the pool.
- Any components that undergo undue wear and tear may only be replaced by materials supplied by Fluidra France.



Le progrès, une passion à partager

LABORATOIRES DE TRAPPES
29, avenue Roger Hennequin – 78197 Trappes Cedex
Tél. : 01.30.69.10.00 - Fax : 01.30.69.12.34

ATTESTATION DE CONFORMITE

aux exigences de sécurité de la norme NF P 90-308 (mai 2004) et amendements A1, A2 et A3
Éléments de protection pour piscines enterrées non closes privatives à usage individuel ou collectif – Couvertures de sécurité et dispositifs d'accrochage

*Certificate of Conformity with the safety requirements of NF P 90-308 (May 2004) Standard and amendments A1, A2 and A3
Protective elements for in-ground, barrier-free, private or collective use swimming pools – Safety covers and securing devices*

Type de couverture de sécurité : **Bâche à barres pour piscine hors sol ou partiellement enterrée**
Type of safety cover:

Marque et modèle : **WOOD SECURIT PLUS**
Mark and model:

Fabricant : **INTERPOOL**
Manufacturer:
661, rue J-B Biot – Espace Polygone Nord
BP 4110
66000 PERPIGNAN

Demandeur de l'attestation : **INTERPOOL**
Applicant:
661, rue J-B Biot – Espace Polygone Nord
BP 4110
66000 PERPIGNAN

Au vu du rapport d'examen sur dossier référencé **F110905/CQPE/4**, la couverture essayée est déclarée conforme aux exigences du document de référence.

On the basis of the results contained in the report reference F110905/CQPE/4, the safety cover tested is declared in conformity with the requirements of the above referenced document.



Trappes, le 5 mai 2006



**Le Chef de la Division
Usage Domestique ou de Loisir**
The Head of Domestic and Leisure Products Division

Bruno FAUVEL

Cette attestation est délivrée dans les conditions suivantes :

1. Elle ne s'applique qu'à l'article essayé et pour les essais réalisés ou pour les informations qui sont consignés dans le rapport référencé ci-dessus. "Le LNE décline toute responsabilité en cas de non-conformité d'un des éléments de l'article essayé pour lequel le demandeur a fourni au LNE un certificat ou une garantie de la conformité aux normes en vigueur, le demandeur étant seul responsable de la véracité des documents qu'il produit au LNE."
2. Elle n'implique pas qu'une procédure de surveillance ou de contrôle de fabrication ait été mise en place par le LNE.
3. La conformité à la norme référencée ci-dessus n'exonère pas de la conformité à la réglementation en vigueur.
4. Des copies peuvent être délivrées sur simple demande auprès du demandeur.

This certificate is issued under the following conditions:

1. It applies only to the tested item and to the tests or information specified in the report referenced above. "The LNE declines any responsibility in the event of non conformity for one of the elements of the article tested for which the applicant provided to the LNE a certificate or a guarantee of the compliance with the standards in force, the applicant being the only person responsible of the veracity of the documents that he produces to the LNE."
2. It does not imply that LNE has performed any surveillance or control of its manufacture.
3. The conformity to the above referenced standard does not exempt from the conformity to the regulation in force.
4. Copies are available upon request by the applicant.

Laboratoire national de métrologie et d'essais

Établissement public à caractère industriel et commercial • Siège social : 1, rue Gaston Boissier - 75724 Paris Cedex 15 • Tél. : 01 40 43 37 00
Fax : 01 40 43 37 37 • E-mail : info@lne.fr • Internet : www.lne.fr • Siret : 313 320 244 00012 • NAF : 743 B • TVA : FR 92 313 320 244
Barclays Paris Centrale IBAN : FR76 3058 8600 0149 7267 4010 170 BIC : BARCFRPP





SAFETY ADVICE

GENERAL SAFETY ADVICE

WARNING:

The pool may expose your children to significant risk. Drowning can occur very rapidly. Children near the pool require your constant vigilance and must be supervised at all times, even if they know how to swim.

Learn what you can do to save lives.

Memorise the first aid telephone numbers and post the information next to the pool.



FIRE SERVICE : ...

AMBULANCE : ...

Closest poison control center : ...

A responsible adult must be present at all times when the pool is open.



SAFETY ADVICE FOR USE OF COVERS

WARNING :

Note carefully that safety is only assured when the cover is closed, fastened, and has been correctly installed according to manufacturer's instructions.

- This cover is not a substitute for common sense or for individual responsibility. Its purpose is not to substitute the vigilance of parents and/or responsible adults, who remain essential for the protection of young children.
- The cover must always be closed when the owner is away from home, even if only for a moment.
- Opening and closing of the cover must only be carried out by a responsible adult.
- Check that there are no swimmers or foreign bodies in the pool before, during and after operation.
- Keep cover operation equipment well out of reach of children.
- Climbing, walking, or jumping onto the security cover is strictly forbidden.
- When a malfunction has been noted that prevents the closing of the cover and risks the safety of the pool, or if the equipment or the pool is temporarily unavailable, adopt all the necessary measures to prevent access to the pool until the cover has been repaired.
- Respect recommended water levels.

FLUIDRA

ORIGINAL INSTRUCTIONS. WE RESERVE THE RIGHT TO MODIFY ALL OR PART OF THE CHARACTERISTICS OF OUR ARTICLES OR THE CONTENT OF THIS DOCUMENT WITHOUT PRIOR WARNING.