

EXCHANGERS

Heat Line



Unequipped



Plus with regulation and without circulating pump



Plus with regulation and circulating pump



Unequipped, Plus without circulating pump & with circulating pump

- + Compatible with all types of home heating systems (Heat Pump, Boiler, Geothermal, Solar)
- + Versatile installation concept
- + Digital regulation

DESCRIPTION

- Injected noryl Polyamide casing
- TITANIUM tubes
- Check valve
- Low consumption circulating pump, A class ⁽¹⁾
- Reversible interface (allowing right or left pool water inlet)
- Flow switch ⁽²⁾
- Pre-wired electric box with 230 V plug ⁽²⁾
- Digital regulation ⁽²⁾
- Reversible installation layout

(1) On «Plus» models with circulating pump (2) On «Plus» models with and without circulating pump

PRODUCT REFERENCES

Model	HEATLINE 20	HEATLINE 40	HEATLINE 70
Unequipped	W49NT20	W49NT40	W49NT70
Plus, without circulating pump	W49KT20W	W49KT40W	W49KT70W
Plus, with circulating pump	W49KT20	W49KT40	W49KT70

TECHNICAL FEATURES

Model		HEATLINE 20	HEATLINE 40	HEATLINE 70
Max. pressure (pool circuit)		2 bar		
Max. permitted temperature		90 °C		
Connections	PRIMARY Heating (Unequipped model)	Ø26/34 F / Ø26/34 M	Ø26/34 F - Ø26/34 M	Ø26/34 F / Ø26/34 M
	SECONDARY Pool	PVC Ø63 ou 50		
Flow (M ³ /H)	PRIMARY Heating	0,9	1,7	3
	SECONDARY Pool	10	15	20
Load Loss (MMCE)	PRIMARY Heating	150	200	300
	SECONDARY Pool	500	800	1000

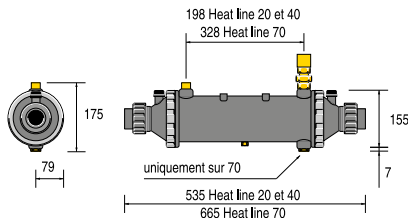
* Private open-air pool, temperate climate with an isothermal cover and primary at 90°C from May 15th to September 15th

HEATING PERFORMANCE

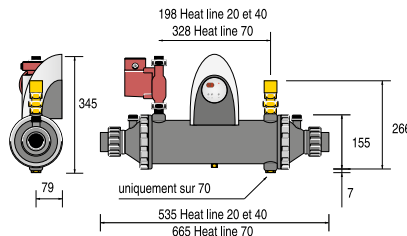
Model		HEATLINE 20	HEATLINE 40	HEATLINE 70
Power with primary at 90°C (kW)		20	40	70
Power with primary at 60°C (kW)		8,5	17	30
Power with primary at 45°C (kW)		4	8	14

DIMENSIONS (MM) AND WEIGHT

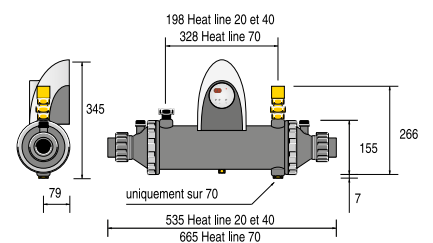
Model	HEATLINE 20	HEATLINE 40	HEATLINE 70
Unequipped	3 kg	3 kg	4 kg
Plus, without circulating pump	4 kg	4 kg	5 kg
Plus, with circulating pump	6,5 kg	7 kg	12 kg



Heat Line Unequipped



Heat Line Plus with circulating pump



Heat Line Plus without circulating pump

INSTALLATION

- In the technical facility nearby the boiler at the filtering system output (without a by-pass). Horizontal in-line position on the pipe. Primary supply from above.
- Single-phase electric power supply 230V
- Primary and secondary circuits' flow may be reversed by turning the exchanger.
- Special cases: exchanger powered using solar panels.
- The exchanger must be chosen according to pool heating requirements, exchanger specifications with primary at 45°C or 60°C (see specifications table) and power returned by the solar panels. In all cases, the exchanger must be supplied from a solar tank installed between the panels and the exchanger.
- Heat Line exchangers are not compatible with direct connection to solar panels.
- Caution: maximum primary source temperature = 90°C Maximum pressure = 2 bar. Exchanger installed with existing wall-mounted boiler or with boiler whose regulator is in the boiler's interior.

